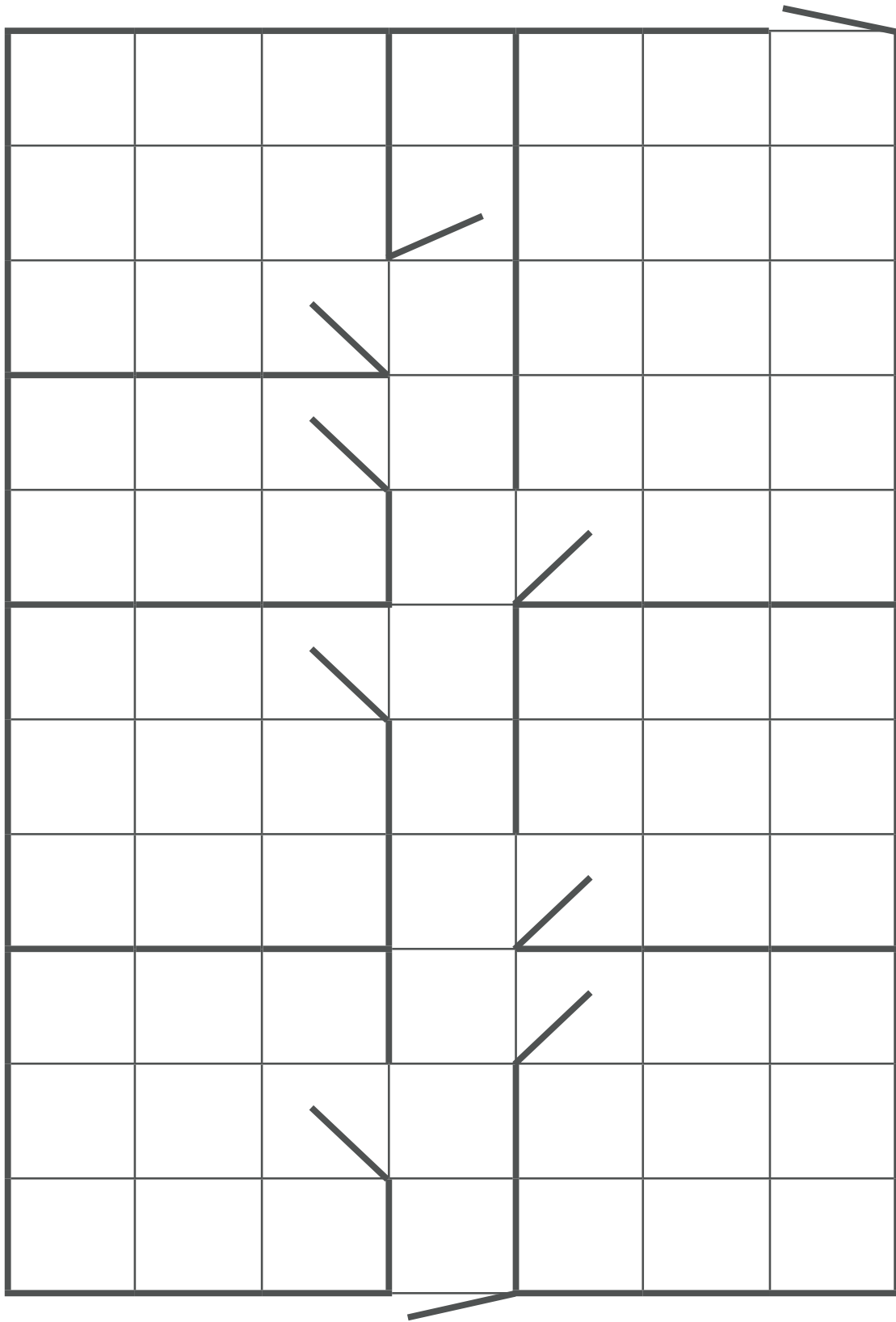




My home - Resources





My home - Resources





My home - Resources

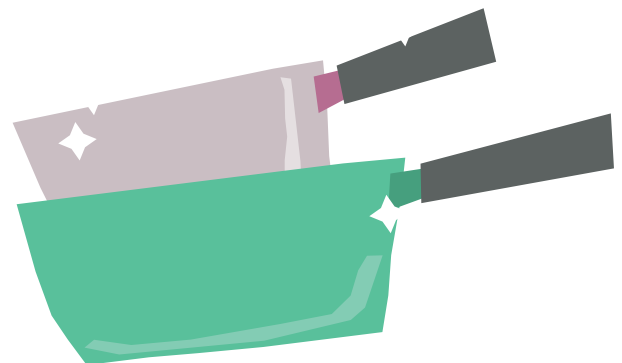


These are the rooms of your home. Using this list, write a room name into each space of your house.

- Living room
- Dining room
- Kitchen
- Bathroom
- Toilet
- Child's bedroom
- Adult's bedroom
- Spare bedroom (or guest bedroom)

These are the items that you need to have in your home. Draw each item into your home, wherever you think that it should go. Remember to draw in bird's eye view.

- Sofa
- Armchair
- TV on a TV unit
- Coffee table
- Toilet (1 or 2)
- Sink
- Bath
- Shower
- Bed in every bedroom
- Wardrobe in every bedroom
- A chest of drawers in every bedroom
- Dining table
- Dining chairs






My home - Resources



Bird's eye view

Bird's eye view, is how things would look to a bird, flying in the sky. It is how things look from above.

In bird's eye view, a table would not look like this:



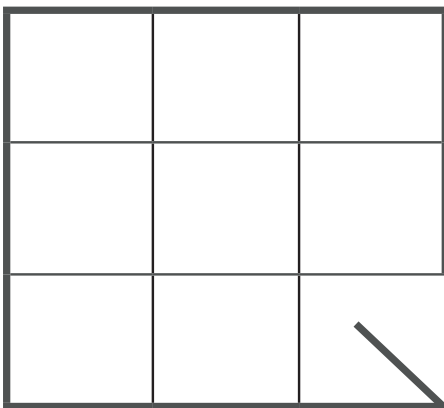
It would look like this:



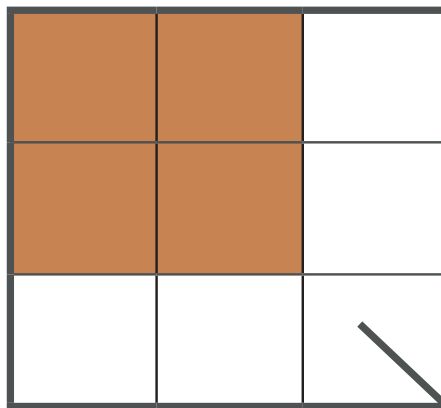
Scale

Drawing to scale is drawing in a size that suits the items around.

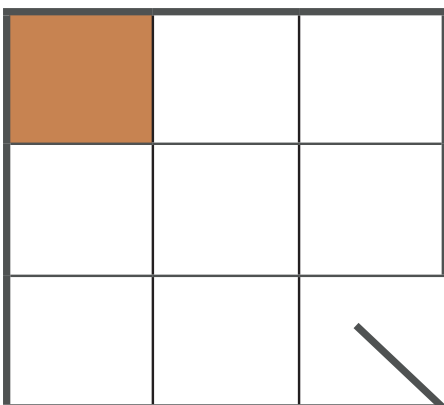
If this is your room:



This table would be nearly as big as the room!
It is not to scale:



This is a drawing of the table in a room, to scale:





My home - Resources



How to play

Now that you have your own home, you must look after it.

There are lots of jobs to be done before you can go out to see your friends.

To win the game, you must go to each room to do the jobs and collect all of the cards.

One player at a time, must roll the dice and move the correct number of squares into any room.

You must enter a room through a doorway. You cannot walk through walls!

Once you have entered a room, collect the correct card to show that you have completed the job in that room.

Once you have collected a card, your turn is over and the player to your left takes their turn.

To enter a room, you must roll the correct number.

To enter the kitchen, you must roll a number greater than three.

To enter the dining room, you must roll a number that can be divided by two (a number in the two times table).

To enter the bathroom or toilet, you must roll an odd number.

To enter any bedroom, you must roll a number that can be divided by three (a number in the three times table)

To enter the living room, you must roll a six.

Once you have collected all of your cards, you must make your way to the front door to win the game.

You only roll the dice once per turn, so you will need to decide which room you will go in.

For example, if you roll a three, you need to move three squares into the bathroom, the toilet, or any bedroom. If you can't reach any of those rooms, move three spaces in the corridor and wait for your next turn.





My home - Resources



I have **washed the dishes**
in the **kitchen**



I have **tidied up the toys**
in the **child's bedroom**



I have **dusted**
in the **living room**



I have **set the table for dinner**
in the **dining room**



I have put **toilet roll**
in the **toilet**



I have **cleaned the bath**
in the **bathroom**



I have **put away the clean clothes**
in the **adult's bedroom**



I have **vacuumed**
in the **spare bedroom**